



MATERIAL LIST

BRADEN

AMSU10 AHSU10



WINCH MODEL NUMBER
WINCH SERIAL NUMBER

Most Braden winches have a raised pad on the housing which is embossed with the model and serial numbers of the winch. Since both of these numbers are extremely important in the shipment of the proper replacement parts, your order should always reference these numbers.

FOR BEST RESULTS, USE ONLY FACTORY CERTIFIED REPLACEMENT PARTS!

TO ORDER:

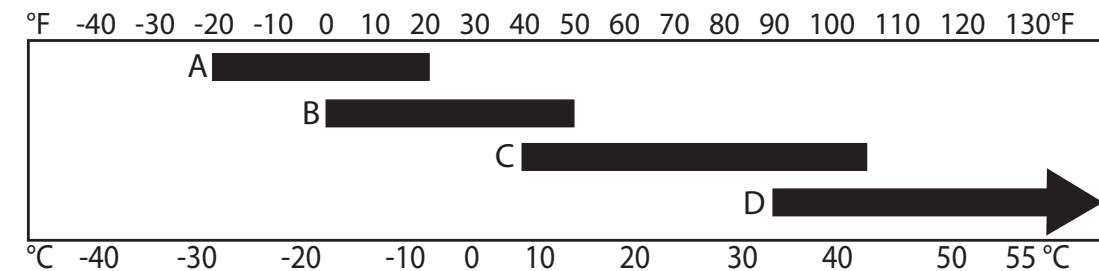
- 1) List model and serial numbers of the winch.
- 2) Refer to illustrations and select the component(s) needed and note item number.
- 3) Find item number on material list, show part number, description and quantity on your order.
- 4) Refer to parts price list and show price for each component or assembly.

SPECIFICATIONS

RECOMMENDED WORM GEAR OIL

We have published the following specification to help you determine which lubricant is best suited to your application. For simplicity, Braden has listed one readily available product in each temperature range which has been tested and found to meet our specifications. This is not to say that other lubricant brands would not perform equally as well.

If the following lubricant brands are available in your area, make certain your lubricant vendor supplies you with oil that is equivalent to those products listed below.



- A. AGMA Grade 3 EP; Mobilgear 600xp 100 or equivalent
- B. AGMA Grade 5 EP; Mobilgear 600xp 220 or equivalent
- C. AGMA Grade 7 EP; Mobilgear 600xp 460 or equivalent
- D. AGMA Grade 8 EP; Mobilgear 600xp 680 or equivalent

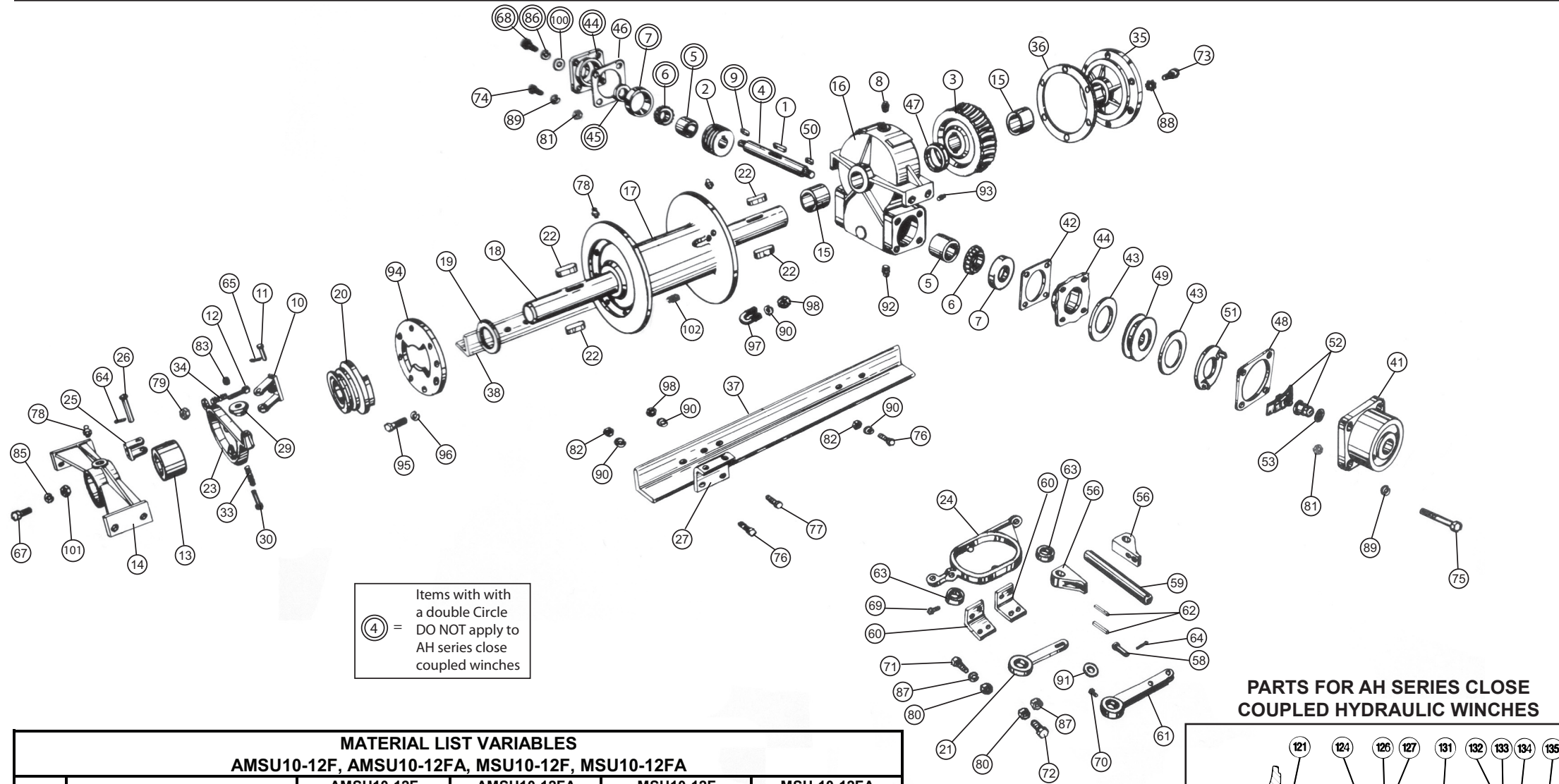
Brand recommendations in tier C climate range:

- MOBIL Mobilgear 600xp 460
- SHELL Omala 460
- CHEVRON Gear Compounds EP460
- TEXACO Meropa 460

⚠ WARNING ⚠

Do not use aftermarket additives in worm gear oil. Some additives may contain substances which could cause glazing of brake discs or impede the firm locking action in the brake rotor assembly. Both symptoms could reduce load control which may result in property damage, personal injury, or death.

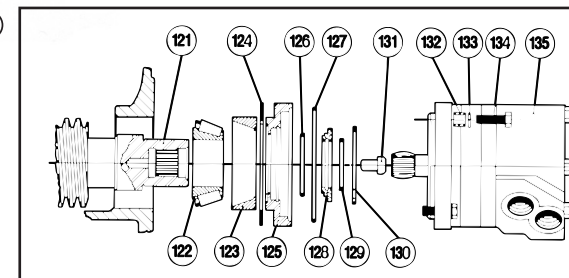
BRADEN AMSU10-12F, AMSU10-12FA, MSU10-12F, MSU10-12FA, AHSU10-12F - COMPONENTS



MATERIAL LIST VARIABLES AMSU10-12F, AMSU10-12FA, MSU10-12F, MSU10-12FA									
ITEM	DESCRIPTION	AMSU10-12F		AMSU10-12FA		MSU10-12F		MSU10-12FA	
		PART NO.	NO. REQ'D.	PART NO.	NO. REQ'D.	PART NO.	NO. REQ'D.	PART NO.	NO. REQ'D.
21	Clutch Shifter Lever	---	---	11381	1	---	---	11381	1
23	Shifter Fork	11389	1	---	---	11389	1	---	---
24	Shifter Fork	---	---	11392	1	---	---	11392	1
27	Shifter Fork Bracket	11459	1	---	---	11459	1	---	---
29	Shifter Knob	18022	1	---	---	18022	1	---	---
30	Knob Stem	11309	1	---	---	11309	1	---	---
33	Knob Spring	11310	1	---	---	11310	1	---	---
37	Front Base Angle	12925	1	12927	1	12925	1	12927	1
38	Rear Base Angle	12926	1	12928	1	12926	1	12928	1
56	Control Shaft Bearing	---	---	11027	2	---	---	11027	2
58	Clevis Pin	---	---	12751	1	---	---	12751	1
59	Control Shaft	---	---	11386	1	---	---	11386	1
60	Control Shaft Bracket	---	---	11387	2	---	---	11387	2
61	Control Lever	---	---	11492	1	---	---	11492	1
62	Key	---	---	11978	2	---	---	11978	2
63	Collar	---	---	11033	2	---	---	11033	2
64	Cotterpin	18008	1	18008	2	18008	1	18008	2
69	Setscrew	---	---	13957	2	---	---	13957	2
70	Setscrew	---	---	21003	2	---	---	21003	2
71	Capscrew (3/8 - 16 X 1-1/4 G8 Z)	---	---	104132	4	---	---	104132	4
72	Capscrew (3/8 - 16 X 1-3/4 G8 Z)	---	---	104311	2	---	---	104311	2
77	Capscrew (1/2 - 13 X 1-1/4 G8 Z)	13938	1	---	---	104174	1	---	---
80	Hex Nut	---	---	11780	6	---	---	11780	6
87	Lockwasher (3/8")	---	---	27152	6	---	---	27152	6
90	Lockwasher (1/2")	11026	11	11026	10	11026	11	11026	10
91	Plain Washer	---	---	11073	1	---	---	11073	1
98	Jam Nut	23583	3	23583	2	23583	3	23583	2

BASIC MATERIAL LIST AMSU10-12F, AMSU10-12FA, MSU10-12F, MSU10-12FA, AHSU10-12F			
ITEM	DESCRIPTION	PART NO.	NO. REQ'D.
1	Worm Key	11484	1
2	Worm, Right	11064	1
	Worm, Left	11063	1
3	Worm Gear, Right	11297	1
	Worm Gear, Left	11296	1
4	Worm Shaft	11485	1
5	Worm Spacer	11712	2
6	Bearing Cone	18006	2
7	Bearing Cup	18043	2
8	Vent Plug	22775	1
9	Sprocket Key	23367	1
10	Brake Shoe Assy.	88010	1
11	Brake Link Pin	18017	1
12	Brake Link	18018	1
13	Bearing Leg Bushing	12996	1
14	Bearing Leg Assy.	81084	1
15	Worm Housing Bushing	11031	2
16	Worm Housing Assy.	81085	1
17	Cable Drum	11204	1
18	Cable Drum Shaft	22732	1
19	Retaining Ring	11046	1
20	Clutch	11293	1
22	Key	22755	4
25	Shifter Fork Bracket	11346	1
26	Pivot Pin	18021	1
34	Drag Brake Spring	18002	1
35	Worm Housing Cover Assy.	81053	1
36	Cover Gasket	11706	2
41	Worm Brake Housing	11613	1
42	Bearing Container Gasket (1/64")	11593	1
43	Friction Disc	11979	2
44	Bearing Container	22756	2
45	Grease Seal	11005	1
46	Bearing Container Gasket (1/32")	11594	6
47	Thrust Ring	11291	1
48	Brake Housing Gasket	11595	1
49	Brake Rotor Assy.	81114	1
50	Brake Rotor Key	18044	1
51	Brake Pressure Plate	11610	1
52	Brake Spring Assy.	88006	1
53	O'Ring	12465	1
65	Cotterpin	11078	1
67	Capscrew (1/4 - 20 X 2 G8 Z)	21462	2
68	Capscrew (5/16 - 18 X 3/4 G8 Z)	32265	1
73	Capscrew (7/16 - 14 X 1 G8 Z)	21964	6
74	Capscrew (7/16 - 14 X 2 G8 Z)	23585	4
75	Capscrew (7/16 - 14 X 4-1/2 G8 Z)	23586	4
76	Capscrew (1/2 - 13 X 1-3/4 G8 Z)	22698	8
78	Grease Fitting	18047	3
79	Jam Nut	13468	2
81	Hex Nut	12794	8
82	Hex Nut	22701	8
83	Plain Washer	11072	1
85	Lockwasher (1/4")	11015	2
86	Lockwasher (5/16")	11024	1
88	Lockwasher (7/16")	11014	6
89	Lockwasher (7/16")	11025	8
92	Drain Plug	19045	1
93	Level Plug	18009	1
94	Clutch Plate	11209	1
95	Capscrew (5/8 - 11 X 1-3/4 G8 Z)	103249	8
96	Lockwasher (5/8")	13449	8
97	Cable Clamp	11704	1
100	Washer	18045	1
101	Hex Nut	11761	2
102	Setscrew	12227	1

PARTS FOR AH SERIES CLOSE COUPLED HYDRAULIC WINCHES



MATERIAL LIST VARIABLES AH SERIES			
ITEM	DESCRIPTION	PART NO.	NO. REQ'D.
121	Worm Shaft	26633	1
122	Bearing Cone	26258	1
123	Bearing Cup	26257	1
124	Bearing Container Gasket	11593	1
	Bearing Container Gasket	11594	6
125	Bearing Container	26012	1
126	O'Ring	26722	1
127	O'Ring	72718	1
128	Seal Container	26255	1
129	Quad Ring	26256	1
130	Retaining Ring	25700	1
131	Rest Button	26263	1
133	Lockwasher (1/2")	11026	4
134	Capscrew (1/2 - 13 X 1-1/4 G8 Z)	104174	4
135	Hydraulic Motor (Single Speed)	26310	1
	Hydraulic Motor (Two Speed)	101166	1